

A word from our president

The studio

Decorating workshops

15 August - Slip Trailing Workshop working with coloured slip in layers. Another in the series of popular collaborative workshops.



For upcoming workshops, times and more information, check out the white board in the studio.

Hearing tests

At the last meeting we were joined by Michelle Wu from Hearing Australia. Most of us passed with flying colours which also surprised some of us!

Obvara and Raku workshops

30 August: Obvara with Gai and Cam - more details on following pages.

29 September: Raku at the studio.

Both workshops require Raku clay, bisqued ware. No glazes required for Obvara. Raku pieces are best glazed before the day. We may have a Raku glaze workshop before the Sunday.

Our Annual Exhibition

The 2019 Exhibition will be held 19-20 October at the Richard Randall Art Studio in the Mt Coot-tha Botanical Gardens. Set-up as usual is on the Friday 18 October. Note the correct dates.

Now is the time to consider what you will be working toward - showcase your best work!

**The time is getting closer
- how is your work going?**

Library display

Pieces will be displayed at the Fairfield Library for the whole of October. Please place your pieces in the large plastic tub in the studio.

Cheers, David

wsclayworkers@hotmail.com



A video about some basic wheel throwing techniques clearly explained by Danielle - the Clay Lady - <https://www.theclaylady.com/the-clay-lady-way/videos/>

contacts

President
David Bartholomew
Secretary
wsclayworkers@hotmail.com

Western Suburbs Clayworkers
38 Thallon St Sherwood 4075
Email
wsclayworkers@hotmail.com
Newsletter

David Bartholomew
david@vcgraphics.com.au

MEMBERS' TO DO LIST

The studio 2019

Friday - 30 August - Obvara and Raku with Gai and Cam


18 September - SWELL bus trip

29 September - Raku at Sherwood

October - Fairfield Library display

19-20 October - WSC Annual Exhibition at Mt Coot-tha

4 December - AGM and Xmas Party at Sherwood



Anthony brought a small bowl by Leonard Smith - co-author of the Popular Handbook for Australian Potters

Show and Tell



Gai presented a small pot from a soda firing.

Soda firing is an atmospheric firing technique where "soda" is introduced into the kiln near top temperature (~1280°C, cone 10). The soda that we use is: sodium bi-carbonate, also known as baking soda and sodium carbonate, which is also known as soda ash.

Wendy's recipe from the Redcliffe bus trip

Sweetcorn Pie

4-6 people

Ingredients

1 can creamed sweetcorn
3 eggs
1 cup self-raising flour
1 cup grated baby marrow (courgettes/zucchini)
1 small onion grated
½ cup oil
1 teaspoon salt
1 cup grated cheddar cheese
1 teaspoon curry powder
Pinch of herbs

Method

Mix all ingredients and pour into pie dish.
Sprinkle with sesame seeds.
Bake in moderate oven for 30-40 minutes.

To serve

Warm with Mrs Ball's chutney, boiled potatoes and a salad.

Ekka Results for 2019



Congratulations to all our entrants in the Ekka Pottery Section:

172 Pottery - Hand-built

- | | | |
|-----|------------------------|-----------|
| 893 | Duque, Ana-Maria | First |
| 897 | Shcherbakova, Svetlana | Third |
| 894 | Duque, Ana-Maria | Commended |

173 Pottery - Item Featuring Surface Decoration

- | | | |
|-----|--------------------|--------|
| 899 | Bartholomew, David | Second |
| 898 | Bartholomew, David | Third |

174 Pottery - Thrown on Wheel

- | | | |
|-----|------------------------|-------|
| 901 | Bartholomew, David | First |
| 909 | Shcherbakova, Svetlana | Third |

175 Pottery - Figurative or Animal Sculpture

- | | | |
|-----|----------------|------------------|
| 912 | Hamilton, Judy | Third |
| 913 | Hamilton, Judy | Highly Commended |

POTTERY - NOVICE

176 Hand Built or Thrown Clay Work

- | | | |
|-----|------------------------|--------|
| 922 | Shcherbakova, Svetlana | Second |
|-----|------------------------|--------|



2019 Obvara Demonstration – Gai and Cam’s



Our social gathering for August is an Obvara raku firing demonstration/luncheon at Gai and Cam’s home in Bellbowrie from 10am, on 30 August. Please come and participate or be a spectator. Bring a bisque raku vessel or small sculpture no larger than a one litre milk bottle. Perhaps find your inspiration from an organic form, a pod, a shell, a bird, or maybe a pot to hold your favourite small cactus. You’re welcome to glaze your ware if you’d rather raku fire it.

OBVARA/RAKU FIRING

10am, 30 August 2019

Obvara Raku Demonstration
and ‘a bit more’
Visit to Gai & Cam’s shed

RSVP: wsclayworkers@hotmail.com

Bring along a small bisqued pot in Raku clay no larger than a one litre milk bottle or just come and watch.

Everyone welcome, bring a plate to share for lunch.

(GPS- Stay on Moggill Road)


SUNCOAST CLAYWORKERS PRESENT



SEPTEMBER 6TH-9TH 2019
SUNSHINE COAST QUEENSLAND
DEMONSTRATIONS FORUMS HANDS-ON



RICHARD DEWAR (FRANCE)



TED SECOMBE (VIC)



CATHY FRANZI (ACT)



CHRIS HARFORD (ACT)



ANTA MCINTYRE (ACT)



SIMONE FRASER (NSW)



VIVIAN LIGHTFOOT (ACT)



ELLEN APPLEBY (QLD)

ACCOMMODATION PACKAGES AVAILABLE MORE INFORMATION WWW.SUNCOASTCLAYWORKERS.ORG.AU
PHONE 0438 450 349

Redcliffe Pottery Group visit



On 31 July we visited the Redcliffe Potters and their exhibition - Clay on Display 2019.

On the way we called into Vend Marketplace, Virginia.

Vend is an interesting set-up - it's a warehouse divided into individual shops with a huge selection of goods - clothes, baby wear, antiques, plants etc complemented with an excellent café.

Next stop was the Redcliffe Potters' studio based in the Old Fire Station Hub at Redcliffe. The studio, to our eyes, is mind-blowing with a kitchen, library, 2 large studios with benches, shop space, kiln room with 3 large kilns, an upstairs wheel room with 7 wheels and a large drying room.


Then on to the Potters' Exhibition at the Redcliffe Entertainment Centre. Quite a variety of work was presented.

We had a delicious though windy lunch on the foreshore at Scarborough.

Last stop was Tom's Confectionery Warehouse at Hendra - a tasty indulgence - then home!




[Contact Us](#) [Login](#) [Check Out](#) [My Account](#)



Pottery Supplies Online

For all your ceramic needs....

Call +61 07 3368 2877



[Shop](#) [Firing Service](#) [About Us](#) [Glazes Colour Charts](#) [Technical Information](#) [Location](#) [What's New](#)

Search






Search



Pottery Supplies

Like 267

Pottery Supplies Online. For all your ceramic needs....

 <p style="font-weight: bold; font-size: small;">Bisqueware</p>	 <p style="font-weight: bold; font-size: small;">Books</p>	 <p style="font-weight: bold; font-size: small;">Casting Slip</p>
 <p style="font-weight: bold; font-size: small;">Clay</p>	 <p style="font-weight: bold; font-size: small;">Clear Glaze</p>	 <p style="font-weight: bold; font-size: small;">Engobe & Slips</p>

Shopping Cart

YOUR CART

Empty Cart

GO TO CHECKOUT

Categories

- [Bisqueware \(12\)](#)
- [Books \(26\)](#)
- [Casting Slip \(11\)](#)
- [Clay \(37\)](#)
- [Clear Glaze \(26\)](#)
- [Electric Kilns \(235\)](#)
- [Engobe & Slips \(3\)](#)
- [Equipment \(28\)](#)
- [Frit \(36\)](#)
- [Glaze \(3\)](#)

potterysuppliesonline.com.au



The Sunshine Coast's Pottery and Ceramic Supplies Specialists

The Clay Shed

2/24 Hi-Tech Drive KUNDA PARK Ph 07 5476 5977
www.clayshed.com.au

- Pottery Supplies •
- Clay
- Glazes
- Tools
- Brushes
- Firing Service
- Studio Equipment for Hire
- Refractory Materials •

2/24 Hi-Tech Drive KUNDA PARK QLD 4556

Ph 07 5476 5977 | Fax 07 5476 6061 | Email clayshed@clayshed.com.au



Trading Hours Mon-Thur 8:30am- 5pm | Fri 8:30am- 1:30pm | Sat 8:30am- 12pm
 Closed Sundays & Public Holidays