



A word from our president

A happy and safe Easter to everyone. Enjoy your chocolate indulgence over the four days. I always feel consuming hot cross buns justifiable once March appears on the calendar. Cam and I will be joining our walking crew for our customary week at the Bunyas. Though we're not playing with the clay, we're always scouring the countryside in search of that eclectic convergence of eco botanical pieces to complement our new multi-media series.

Everyone is all fired up at the studio. Wednesdays have been a buzz! Merrilyn and Linda have been crafting clay flowers while some of our new members prefer concentrating on their wheel skills. Anthony and David have both been at hand to answer any problematic questions, while Lana, Luba and David have started recycling all that clay!

A huge thank you to Lana for volunteering to be our new BVAC Pop-Up representative.

Congratulations to those who have already made their Raku pots! Our firing team eagerly await more creations so as to alleviate that last minute rush for a bisque firing.

On 14th March at 10am, I have the honour to present our first in-house workshop for the year, demonstrating upside-down bowl throwing then creating a multi-piece double bowl with lid. This is a

technique that I adapted after attending a weekend workshop with Simone Fraser many years ago (www.simonefraser.com.au). The studio will still be open if you'd prefer to work solo.

Our Richard Randall Gallery exhibition committee has requested members submit two names for this year's exhibition. 'What's in a name', well we don't want it to be as sweet as a rose, but we do need to capture the essence of the exhibition. Last year, it was 'Clay, Fire, Magic', which did draw in the crowds. Be creative, be inventive, remembering that the only criteria is to keep 'Clay' in the title. The trend these days is to retain an exhibition name perpetually, eg CAQ's, 'Siliceous', and Suncoast Clayworkers, 'Ignition'. If you're passionate about last year's title, then you're most welcome to submit that via email for the committee's consideration.

Finally, a very dear friend of ours, Sandy Edwards is in rehab for a few weeks after having major surgery. Her good humour, caring nature and fantastic attitude is no doubt keeping the nurses amused. We all wish you a very speedy recovery Sandy, and look forward to seeing you soon.

Gai McDonald

0411090370

gai.mcdonald@bigpond.com

This month's web

A collection of Australian ceramics [http://www.](http://www.australianpotteryatbemboka.com.au)

[australianpotteryatbemboka.com.au](http://www.australianpotteryatbemboka.com.au)

contacts

President

Gai McDonald

Secretary

Susan Graham

Western Suburbs Clayworkers

38 Thallon St Sherwood 4075

Email

wsclayworkers@hotmail.com

Newsletter

David Bartholomew

david@vcgraphics.com.au



Top left is one of Gai's terracotta mugs.

Top right is a small dish belonging to Merrilyn. It originally belonged to her aunt. It is clearly marked Emily Bryce Carter, a popular Sydney potter, along with her son, in the 1930s. Merrilyn found a similar piece on eBay for \$ 1200 - you never know the value of family treasures do you?

Left - Anthony's brother's Naga Viper pepper - one of the hottest chili peppers ever measured with a rating of 1,382,118 Scoville Heat Units (SHU) - Jalapeño peppers for example only have heat units of 3,500 to 8,000 SHU.

Down-2-Earth 12 & 13 May 2018

Moreton Bay's Premier Ceramic Art Event

Demonstrations • Hands-on workshops
Information • Exhibition

Sponsored by

Proudly supported by



Venue

North Lakes Community Centre
10 The Corso
North Lakes, Queensland

Registration and details

www.ceramicartsmoretonbay.org.au

Tutors for 2018

Johanna DeMaine - Qld
Tatsuya Tsutsui - Japan
Bill Powell - Qld
Wendy Hodgson - Qld
John Tuckwell - NSW



Ceramic Arts
Moreton Bay

For more information contact
info@ceramicartsmoretonbay.org.au

Early Bird Registration Closes 15 March

Book and pay by 15 March 2018 for a two day attendance deal and pay only:
\$90 (members);
or \$115 (non-members)

Visit the website for more details!

<http://ceramicartsmoretonbay.org.au/events.html>

Ceramic arts events around our region

1. **Burrowed Time** by Laith McGregor at Caloundra Regional Gallery from **Wednesday 7 March to Sunday 29 April**. Visit <https://gallery.sunshinecoast.qld.gov.au> for details.
2. **Large slab-built vessels** with Dianne Peach on **Sunday 18 March** from 9.30am to 12.30pm at RQAS, Toolkit series #2 by CAQ. More details go to www.ceramicartsqld.org.au.
3. **Crossdale 4** by Jan Williams, Jane Harthoorn-Williams, Sharon Lee and Ian Clark from **Saturday 10 February to Sunday 8 April** at Somerset Regional Art Gallery, 29 Factory Road Toogoolawah. Visit their [Facebook page](#) for details
4. **Stanthorpe Art Prize 2018** by Stanthorpe Art Gallery offering total prize money \$40,000. Entries close midnight **Wednesday 4 April 2018**. For details, go to www.stanthorpeartprize.org.au.
5. **"Clay Gulgong"** at Gulgong NSW opens on **Sunday 15 to Saturday 21 April**. Globally recognized ceramic event. Visit www.mansfieldceramics.com for more details.
6. **BVAC Pop-up-Shop Mother's Day sale** at the Mt Coot-tha Botanical Gardens' Auditorium. 28-29 April
7. **An exhibition by USQ Ceramics Alumni** from **Tuesday 17 April to Wednesday 9 May** at USQ Toowoomba. For more details, contact Alexis Tacey on alexis.tacey@usq.edu.au.
8. **Visions** by Debra Decrou, Veronica Cay, David Gree, Gabi Mika-McNaughton and John Robinson at Old Redcliffe Fire Station Gallery from **Wednesday 18 April to Sunday 13 May** during gallery hours. Visit www.redcliffeartsociety.com.au for details.
9. **Raku workshop** with Kathy Walks on **Saturday 21 April** from 9am to 3.30pm at Buderim. Cost: \$180. To book email bellyfirepottery@gmail.com.
10. **Down 2 Earth** by Ceramic Arts Moreton Bay on **Saturday 12 and Sunday 13 May** at North Lakes Community Centre. For more details go to www.ceramicartsmoretonbay.org.au. Check out the poster on the whiteboard at the club. "Early Bird" discount extended until 15 March.
11. **Printmaking with clay** with Stephanie Outridge Field on **Sunday 20 and 27 May** from 9.30am to 4.30pm at Benowa Studio, Gold Coast Potters Association. Check details on www.goldcoastpotters.com.
12. **Mould making workshop** with Lyn Russell on **Sunday 3 June** from 9.30am to 3.30pm at Mudgeeraba Studio, Gold Coast Potters Association. For booking, email ljr407@tpg.com.au, or phone 0411 643 356.
13. CAQ's Toolkit #3 **Raku Firing Day with Shirley Battrick** featuring horse hair and feather techniques at BIA, 41 Grafton Street Windsor on **Sunday 3 June** from 9.30am to 4pm. Cost: Members \$65, Non-Members \$100. Visit www.ceramicartsqld.org.au.
14. **Geoff Crispin** at Makers Gallery, Clayfield, from **Wednesday 4 to Saturday 28 July** during gallery hours. Go to www.makersgalleryaustralia.com for details.
15. CAQ's Toolkit #4 **The Ian Currie Memorial Lecture** with Paul Davis on **Sunday 22 July** at RQAS, 162 Petrie Terrace City from 9.30am to 4pm. Cost: Members \$85, Non-Members \$120.
16. **Matthew Flinders Fine Art Prize 2018** from **Friday 27 to Friday 17 August** at Bribie Island Community Arts Centre. Entries close on Saturday 30 June. Fees will be \$30 per artwork for members and \$40 for non-members. Prizes include \$5,000 for the first prize to \$500 for the people's choice award. Contact www.bribieartscentre.com.au for details.
17. **Australian Ceramics Open Studios 2018** by The Australian Ceramics Association on **Saturday 18 & Sunday 19 August**. EOI will be called for in April 2018. Check TACA's website, www.australianceramics.com.
18. **2018 Biennial North Queensland Ceramic Awards from Friday 27 July to Sunday 16 September**. Application extended to Monday 30 April. Go to North Queensland Potters website https://nqpotters.com.
19. **12th Melbourne Teapot Exhibition** at The Stonehouse Gallery on **Thursday 2 to Friday 31 August**. Entry close on Wednesday 28 February. For details email to edfall@ozemail.com.au.
20. **Annual Members Exhibition & \$2000 Siliceous Award** by CAQ at BIA Windsor from **Thursday 30 August to Tuesday 11 September**. The opening night on Friday 31 August at 6pm. More details go to ceramicartsqld.org.au.
21. **Ceramic Cup Competition**, 2nd Australian Tea Cultural Seminar in Melbourne from **Saturday 8 and Sunday 9 September**. Go to www.austcs.org for details.
22. **Swell Sculpture Festival** from **Friday 14 to Sunday 23 September** at Currumbin. For details, go to www.swellsculpture.com.au. Entries close on Thursday 15 March.
23. CAQ's Toolkit #5 with **Pru Morrison** on De-mystifying Terra-Sigillata on Sunday 14 October at RQAS from 9.30am to 4pm.
24. **Ceramic Conference Victoria** from **Friday 29 to Sunday 31 March 2019** at Yarra Valley Estate. For more details and booking, go to ceramicconferencevictoria.com.
25. **Holding Space Making Space**, The Australian Ceramics Triennale Tasmania in Hobart **from 1 to 4 May 2019**. Submissions close on Thursday 1 March 2018. For more details, go to www.australianceramicstriennale.com.au.

September display at the Fairfield Library

We have booked a space at the Fairfield Library for September this year.

This will work in well with our exhibition in October.

This is an opportunity to display your work and advertise the group's exhibition and studio.



Tips for Working with Soft Slabs

When the slab is first prepared, it is generally best to resist picking it up by its edges, as at this stage it is prone to stretching and distortion. Even when laid down again, the slab has a tendency to remember this change of shape, and will try to recreate it during the drying cycle.

When rolled out, the slab often sticks to the cloth or other surface, and may resist being picked up at all. The solution is to peel the cloth from the clay rather than try to pick the clay from the cloth. If you sandwich the clay and cloth between boards, and turn them over as one, the cloth can easily be removed from the clay without distortion of the slab. A paper sheet placed on the slab before it is turned over onto another board will assist drying and allow movement of the slab from one place to another. I use brown wrapping/parcel paper when available, as this resists tearing and comes off in one piece, even when wet.

It is best to make all the slabs for a piece at the same time so that they contain similar amounts of moisture throughout assembly. When you are in production mode, it is useful to be able to stack the slabs one on top of another until they are ready for use. Layers of paper will prevent them from sticking together.


Just one cautionary note: if left for an extended period of many days, newspaper will soften to the point of disintegration, go moldy, and need to be scraped off with a metal kidney. This is the last thing you need when you are finally trying to get going.

Slabs join securely and take on pleasing contours when dropped from waist height (note supporting board placed underneath first).

<https://ceramicartsnetwork.org/daily/pottery-making-techniques/handbuilding-techniques/tips-for-using-soft-slabs-to-make-pottery/>

The Drop Technique

With simple slump or hump molds, bowls, dishes or shell-like shapes are possible. We get pleasure out of a simple drop technique. Place the soft slab over a wooden dish mold, similar to a picture frame. Place the frame and clay on a supporting board and drop it from waist height onto the floor. Its own weight and gravity will force the slab into the mold on impact (with a satisfying bang). This method allows very wet slabs to be instantly shaped into bowls or plates without the surface of the clay being touched or smudged. This is helpful when slip decoration has been applied.



37 Essex Rd, Indooroopilly,
Brisbane, Queensland
Australia 4068

Phone 0427 000 996

Email motion2m.lana@gmail.com


[Contact Us](#) [Login](#) [Check Out](#) [My Account](#)



Pottery Supplies Online

For all your ceramic needs....

Call +61 07 3368 2877



[Shop](#) [Firing Service](#) [About Us](#) [Glazes Colour Charts](#) [Technical Information](#) [Location](#) [What's New](#)

Search

Search

Pottery Supplies

Like 287

Shopping Cart

YOUR CART




Empty Cart

GO TO CHECKOUT

Categories

- Bisqueware (12)
- Books (26)
- Casting Slip (11)
- Clay (32)
- Clear Glaze (26)
- Electric Kilns (235)
- Engobe & Slips (3)
- Equipment (28)
- Frit (36)
- Glaze (3)

Pottery Supplies Online. For all your ceramic needs....

 Bisqueware	 Books	 Casting Slip
 Clay	 Clear Glaze	 Engobe & Slips

potterysuppliesonline.com.au



The Sunshine Coast's Pottery and Ceramic Supplies Specialists

The Clay Shed

2/24 Hi Tech Drive, KUNDA PARK Ph. 5476 5977
www.clayshed.com.au

- Pottery Supplies •
- Clay
- Glazes
- Tools
- Brushes
- Firing Service
- Studio Equipment for Hire
- Refractory Materials •

2/24 Hi-Tech Drive KUNDA PARK QLD 4556

Ph 07 5476 5977 | Fax 07 5476 6061 | Email clayshed@internode.on.net

 Find us on Facebook

Trading Hours Mon-Thur 8:30am- 5pm | Fri 8:30am- 1:30pm | Sat 8:30am- 12pm
 Closed Sundays & Public Holidays