

CLAY SPECIFICATIONS - Feeneys













All Feeneys Clays are Hammer Milled, sieved and magnetted	Code	MESH SIZE	TEXTURE	Shrinkage % @ °C		Uses	Fired Colour Oxidised	Fired Colour Reduction	Vitrified Temp (°C) <2%
				WET TO DRY	DRY TO FIRED				
Feeneys Hammer Milled Clays									
Hand Building HB	AR6	14	4	3.7	2.2 1080 4.8 1250 5.3 1300	a,c,e,f	Off White	Light grey mottle	>1320
Red Raku RR	AR7	14	5	2.8	0.9 1080	a,c,e,f	Red Terra Cotta	NA	>1320
Buff Raku Sandy BRS	AR8	14	5	2.3	0.6 1080 2.0 1250 2.3 1300	a,c,e,f	Cream Pink/buff	Warm buff/brown mottle with small iron spots	>1320
Buff Raku Trachyte BRT	AR9	14	5	2.2	1.0 1080 3.8 1250 4.0 1300	a,c,e,f	Dark speckled mottle	Dark brown mottles with iron blebs	>1350
Red Midfire RM	AR23	14	4	6.2	1.9 1080 3.2 1240	a,c,e	Red terra cotta	NA	>1350
White School Clay WSC	AR221	14	4	3.2	0.8 1080 10.3 1250 11.0 1300	a,c,e	Off white	Light grey beige Mottle	1280
Raku R	AR240	8	6	1.5	1.1 1080 3.6 1250 4.4 1300	a,c,e,f	Cream/buff mottle Buff mottle with iron blebs	Brown mottle with iron blebs	>1350
White Raku WR	AR242	30	4	2.0	0.6 1080 4.3 1250 4.9 1300	a,c,e,f	Off white Cream mottle	Dappled grey cream	>1320
Raku Gold RG	AR244	14	4	6.5	2.5 1080 5.7 1250 6.3 1300	a,c,e,f	Buff cream mottle Golden buff Buff mottle	Golden brown mottle with small iron blebs	>1320
Terra Cotta TC	AR1	30	4	6.0	2.5 1080	a,b,e	Rich Terra Cotta	NA	NA
Terra Cotta Fine TCF	AR316	30	4	6.1	2.4 1080	a,b,e	Rich Red Terra Cotta	NA	NA
School Terra Cotta AR 326	AR326	14	5	4.7	2.0 1080	a,b,e	Rich Red Terra Cotta	NA	NA
Hand Building Terra Cotta AR330	AR330	8	5	4.6	1.6 1080	a,e	Rich Red Terra Cotta	NA	NA
Feeneys Fine Blend FFB	AR500	30	4	3.7	2.1 1080 8.2 1220 8.5 1280	a,b,c,e	white mottle Off white mottle Off white mottle	Light grey beige with some specks	1250
Buff Stoneware BSW	AR525	14	4	3.1	6.7 1280	a,b,c,e	Light cream buff mottle	Toasted buff/brown mottle	1330
Dark Stoneware BSW	AR556	14	4	6.5	5.7 1280	a,b,c,e	Grey brown with salt & pepper speckle	Warm brown with salt & pepper speckle	1260
Red Stoneware BSW	AR559	14	4	6.5	5.6 1280	a,b,c,e	Sage grey with buff grain	Rich warm red/brown with buff grain	1260

LEGEND TO PREPARED BODIES PROPERTIES TABLE

T = Texture	Suggested Uses	Mfg Code
1 - Extremely smooth	a = General, throwing, hand building, coiling & thin walled ware	Method of Manufacture
2 - Very smooth	b = General production domestic ware & detailed work	FP = Filter pressed
3 - Smooth	c = Large pots & decorative plates	MM = Machine mixed
4 - Medium	d = Casting	BM = Filter pressed & ball milled
5 - Medium to coarse	e = Hand building especially large ware, sculpting, slab work & tiles	
6 - Very coarse	f = Raku, black ware, burnishing & wood firing	

all materials should be sample tested for suitability prior to bulk use

Clay Specifications - Walker Ceramics

	Code	P R E S S I N G	S L I P	P O W D E R	M E T H O D	M E S H S I Z E	T E X T U R E	Shrinkage % @ °C		Uses	Fired Colour Oxidised	Fired Colour Reduction	Vitrified Temp (°C) <2%
								W E T T O D R Y	D R Y T O F I R E D				
PORCLAINS & STONEWARES 1280-1300°C													
Imperial Porcelain 4317 	AA1	X	X		BM FP	N/A	1	3.3	9.9 1280	a,b,d	Super white, translucent	White	1210
Limoges White Porcelain TM10 	AU500			X	FP BM	N/A	1	3.0	16.3 1280	a,b	Snow White, Translucent	White	1240
Superior White Porcelain 	AA10	X	X		FP	N/A	1	2.3	10.2 1300	a,b	Snow White, translucent	White	1220
PB103 Fine White Stoneware 	AA103	X			FP	120	2	3.4	8.0 1300	a,b,d	White	White	1260
Feeneys White Stoneware 	AA21	X			FP	120	2	3.5	8.0 1300	a,b,d	White	White	1225
No.10 Stoneware 	AA100	X	X	X	FP	80	3	3.1	8.0 1300	a,b,c	White	Light grey white	1260-1300
White Midfire 	AA175	X	X	X	FP	80	3	3.3	9.5 1200	a,b	White		1210
Special Stoneware 	AA210				FP	60	4	2.0	8.5 1300	a,b,c	Cream grey mottle	Grey with buff speckle	1280
White Pottery 	AA215				HM	60	3-4	3.0	1.0 1060 9.0 1300	a,e	White Off White	Light grey beige	1260-1300
School Earthenware Stoneware 	AA220				HM	30	4	3.2	1.0 1060 3.3 1250 5.8 1300	a,c,e	Off white Off white Off white	Very light grey/beige	1280-1300
White Hand Building Earthenware 	AA225				HM	30	4	2.8	1.0 1060 4.2 1300	c,e	Off white Off white mottle	Light grey mottle	1300
Super White Earthenware 	AA295	X			FP	120	2	3.4	1.0 1120	a,b	Extremely white		1250
White Earthenware Middle Fire* 	AA300	X	X	X	FP	80	3	2.3	1.2 1100 6.0 1250	a,b	White Grey White		1250
Auscraft Ultra White* 	AA450	X	X	X	FP	120	2	3.2	1.3 1060	a,b,c,e	Ultra white		1180

LEGEND TO PREPARED BODIES PROPERTIES TABLE

T = Texture	Suggested Uses	Mfg Code
1 - Extremely smooth	a = General, throwing, hand building, coiling & thin walled ware	Method of Manufacture
2 - Very smooth	b = General production domestic ware & detailed work	FP = Filter pressed
3 - Smooth	c = Large pots & decorative plates	MM = Machine mixed
4 - Medium	d = Casting	BM = Filter pressed & ball milled
5 - Medium to coarse	e = Hand building especially large ware, sculpting, slab work & tiles	
6 - Very coarse	f = Raku, black ware, burnishing & wood firing	

all materials should be sample tested for suitability prior to bulk use