

## 2025 - a new year!

The year has just begun and we have a busy year ahead!

We are pleased that membership has nearly returned to 2024 levels. There are a few 'old' members who have dropped out and we welcome new members to swell our ranks!

### A quick look ahead and what to expect in 2025:

#### 2025 - Celebrating 20 years of Western Suburbs Clayworkers

**This will be an important year for us.**

The Mt Coot-tha Auditorium has been booked for 19-21 September 2025. This will be a big event for us with a lot of space to fill.

If you have any ideas please let us know.

Suggestions include demonstrations of wheel work and hand building, decorating etc.

Helena has already set up the ground work for a successful exhibition. We will all need to participate to make it a memorable event.

Don't leave it too late to present your best work!

#### BVAC events

**June is our first pop-up** for the year.

We have our usual 5 tables booked. Hope you are able to attend and participate.

Final details will be available soon but make sure you are ready with quality work to sell.

**The BVAC Art Expo** will be the next BVAC event. In 2024 we demonstrated wheel and hand building and invited the public to participate and hope to do the same this year.

The **Xmas pop-up** will be held in November.

#### SNC Hobby Expo

*We are pleased to announce that the Sherwood Neighbourhood Centre Hobbies & Interests Expo will be held on Saturday 5 April from 1.00pm to 4.00pm at 38 Thallon Street Sherwood.*

*This event showcases local hobbies, activities and interest groups from the Sherwood and surrounding suburbs to inform our community about what is available for them.*

This is another opportunity to demonstrate our skills to the public.

#### Ekka Entries

The entries for the Ekka close in May. Work is not usually due for presentation until late July/early August; get busy now!

#### CAQ

Ceramic Arts Queensland have 2 events which will interest us in the year ahead.

The Siliceous Awards in March at the Brisbane Institute of Art (BIA) at Windsor with entries from throughout Australia.


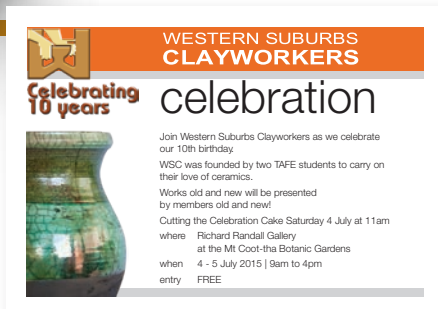
CAQ members' exhibition in November, also at BIA.

**Stay well, keep safe  
and pot on.**

**David**

Vice President

### Art from our 2015 (10 years), 2016 and 2017 Exhibitions!



**Made an interesting piece lately? Please send us photos and a few words to share ...**

## contacts

**Western Suburbs Clayworkers**  
38 Thallon St, Sherwood 4075  
**Email**  
[wsclayworkers@hotmail.com](mailto:wsclayworkers@hotmail.com)

Newsletter  
David Bartholomew  
[david@vcgraphics.com.au](mailto:david@vcgraphics.com.au)





Diane brought along a sample of mono-printing on clay.

The process involves creating an image on paper with underglazes and transferring the image with pressure onto the clay work.

She hopes to run a sharing session on a Tuesday soon so we can all have a go!



David showed us one of his ribbed bowls - something new for 2025.

The secret of how to produce this spiral ribbed pot is on the next page.

Gai produced the original letter to the Sherwood Neighbourhood Centre in 2004 before WSC began.

She also had an early newspaper clipping about the group.

Stay tuned for more information in this, our twentieth year!

## Nicci Parry-Jones decorating workshop



In our second only professionally tutored workshop we were lucky to have Nicci Parry-Jones from Mt Tamborine for a full day of decorating!


See more of Nicci's work at:

[pjpottery.com.au](http://pjpottery.com.au).





## Spiral Ribbed pot process - or what I did in my holidays - David B



From top left:  
Tall cylinder with thick white slip  
Heat gun to dry surface  
Combing the dry surface  
Combed surface ready to belly out  
The final form - 250mm high

## Chords of Compassion workshop



Kelly and Mardi lead us through meditation, accompanied by the soothing sounds of Tibetan bowls (see above).

This was followed by a drawing session with our response to "what is compassion". A huge variety of media were supplied for us to use and explore.

Finally we decorated our bowls with a selection of glazes and underglazes.



# Spiral wedging

Spiral wedging is one way to prepare clay for making pottery. It is more advanced than ram's head wedging but it allows you to wedge more clay at one time. It takes practice to master but if you follow the steps below you should have a great start to spiral wedging your clay. There are two major benefits to spiral wedging clay:

## Remove Air Bubbles

Air bubbles in clay can cause the wall of a pot to become weaker or uneven. Air bubbles can also cause issues when the pots are fired. Spiral wedging is a great way to remove air bubbles from your clay.

## Even Consistency

Clay that is old, recycled, or reused can have hard or soft spots in the clay. If two different kinds of clay are being mixed you often want the clay to be mixed completely. Ram's head wedging is great for mixing clay so it becomes one even consistency throughout.

For more info:

<https://expertclay.com/spiral-wedging-how-to/>

<https://www.youtube.com/watch?v=vj6Kd8RSmVY>



A screenshot of the Pottery Supplies Online website. The header features the site name, contact information, and navigation links. Below the header, there's a search bar, a shopping cart icon, and a list of categories including Bisqueware, Books, Casting Slip, Clay, Clear Glaze, and Engobe &amp; Slips. The main content area displays various pottery-related products and services.

A composite image featuring a pottery wheel on the left and a screenshot of The Clay Shed website on the right. The website header includes the name 'The Clay Shed' and contact details. The main content area lists various pottery supplies and services, including Pottery Supplies, Clay, Glazes, Tools, Brushes, Firing Service, Studio Equipment for Hire, and Refractory Materials. The footer provides trading hours and a Facebook link.



**Picasso's Ceramics** - for all your ceramics, pottery, and sculpting supplies.

3/7 Villiers Drive Currumbin Waters Ph: 07 5535 2449

**Facebook:** Picasso's Ceramics • **Instagram:** @picassosceramics

**Webpage:** <https://picassosceramics.com.au>

We stock a large variety of products from the following websites. If we don't have it we will order it in for you.

[www.walkerceramics.com.au](http://www.walkerceramics.com.au)

[www.keaneceramics.com.au](http://www.keaneceramics.com.au)

[www.clayworksaustralia.com.au](http://www.clayworksaustralia.com.au)

[www.maycocolors.com](http://www.maycocolors.com)

[www.venco.com.au](http://www.venco.com.au)

[www.kilns.com.au](http://www.kilns.com.au)

[www.ilovetocreate.com](http://www.ilovetocreate.com)



## Pack and Send Pottery Supply Shop

The shop is open by appointment only, please contact me by text.

During the week the shop is open for appointments

10am to 5pm Monday, Wednesday, Thursday, Friday and Saturdays.

Orders can be delivered.

[Ipswichpotterysupplies@gmail.com](mailto:Ipswichpotterysupplies@gmail.com)

[www.ipswichpotterysupplies.net](http://www.ipswichpotterysupplies.net)

<https://www.facebook.com/IpswichPotterySupplies/>

Mobile 0420239537 all texts will be answered quickly